

2010/03/26
Janmous_chang
CSC-GRMA

BLOCK DIAGRAM

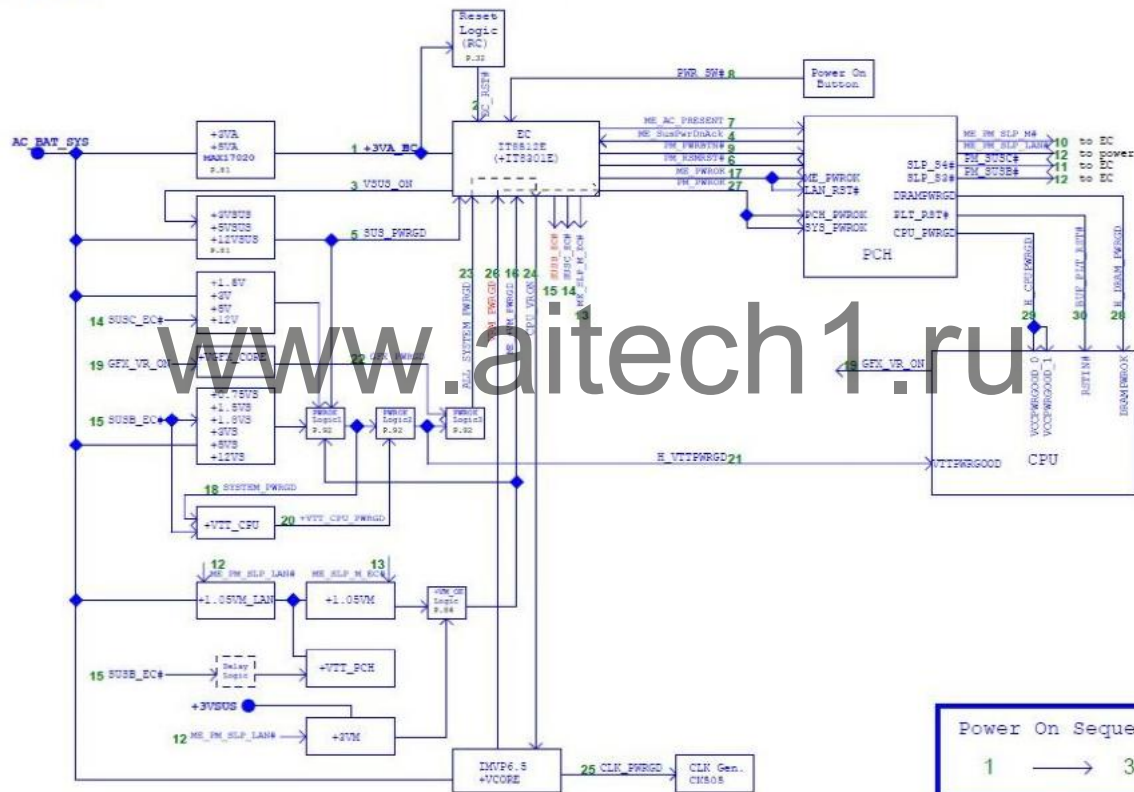
[illegible]

Power Protect	Page 50
VCORE	Page 51
System	Page 52
1.5VS & 1.65VS	Page 53
DOR & VTT	Page 54
-1.8VS	Page 55
GPU VGA CORE	Page 56
RENDER CORE	Page 57
LDO -+1.1V	Page 58
Charger	Page 59
Detect	Page 60
Load switch	Page 61

K52Jc Repair Guide

2010/03/26
Janmouss_chang
CSC-GRMA


AC-IN Mode



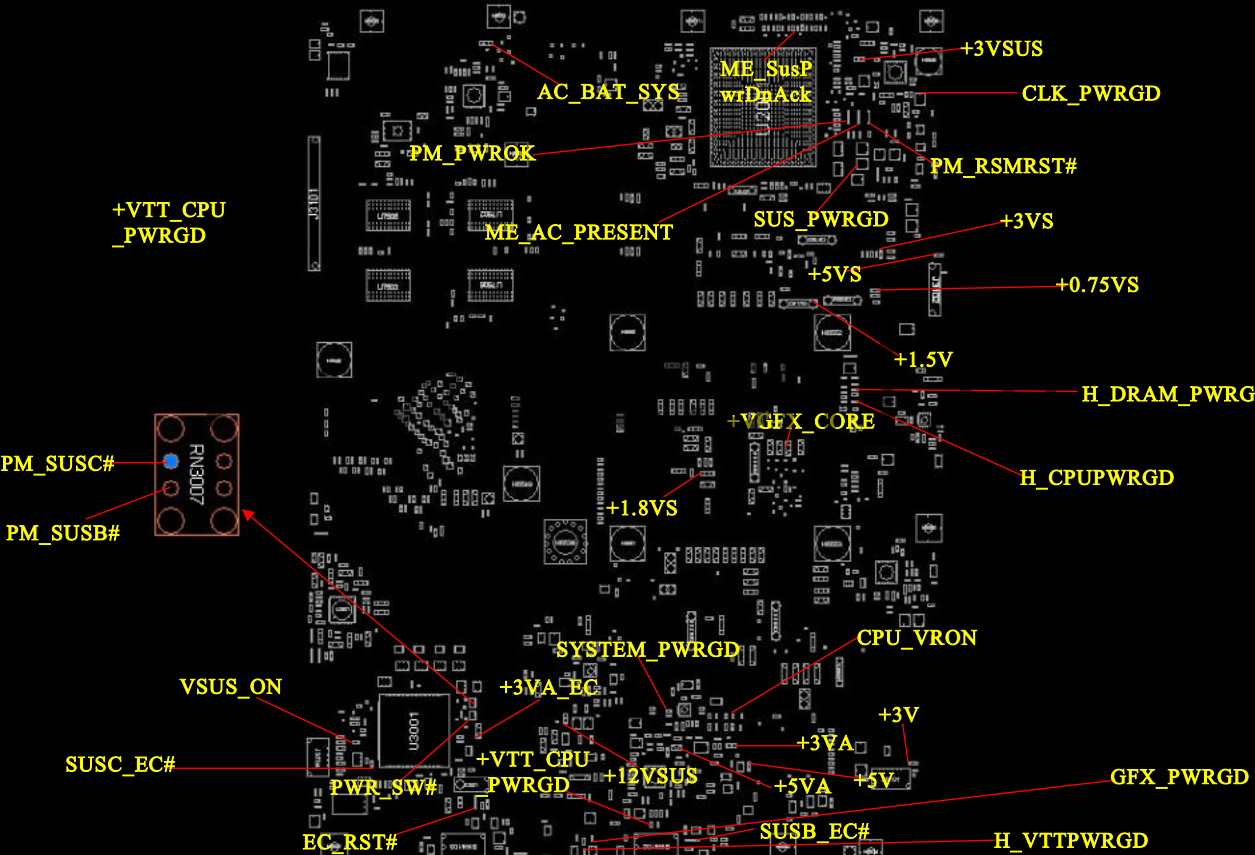
K52Jc Repair Guide

2010/03/26
Janmouss_chang
CSC-GRMA

AC-IN Mode



K52Jc Repair Guide(Top)



PM PWRBTN#

+5VSUS

J1601
J1701

ME PM SLP LAN#

BUF PLT RST#

GFX VR ON

10307

+12VS

+12V